



Heavy Duty Cylindrical Lock Grade 1

GT Series

GT Series

Heavy Duty Cylindrical

Lock Grade 1

Table of Contents


The GT Story	3
Specifications	4
Levers	4
How to Order	5
Cross Reference	5
Functions	6-8
School Security Solutions	9
Electrified GT199A	10
Cylinders/Cores/ Keyways	11
Dimensions	12
Strikes	12
Parts	13-14
Finishes, Handling	15
Specifications	16

The Story Behind PDQ's GT Series Cylindrical Lock:



GT Spindle

Zamak spindle yields 2,200 in-lbs lever torque resistance. No clutching or free wheeling necessary!



Heavy 13 gauge steel anti rotation plate is keyed to the chassis in 3 locations to resist the most extreme and abusive situations.



Oversize stainless steel locking tip and billet steel drives torque rating



Anti-rotation through bolts at 6 and 12 o'clock

Cast alloy chassis

Vandal resistant heavy duty cast levers


Triple thick leaf spring helps eliminate lever sag

41 Degree Lever Rotation

Reduced lever rotation results in less wear / longer life



7/8" Dia brass latch bolt with 9/16" throw



Thread lock patch(A) is standard on assembly and mounting fasteners keeps the lock body intact in the most challenging high use installations.

PDQ's Grade 1 Cylindrical Locks Are The Strongest in the Industry.

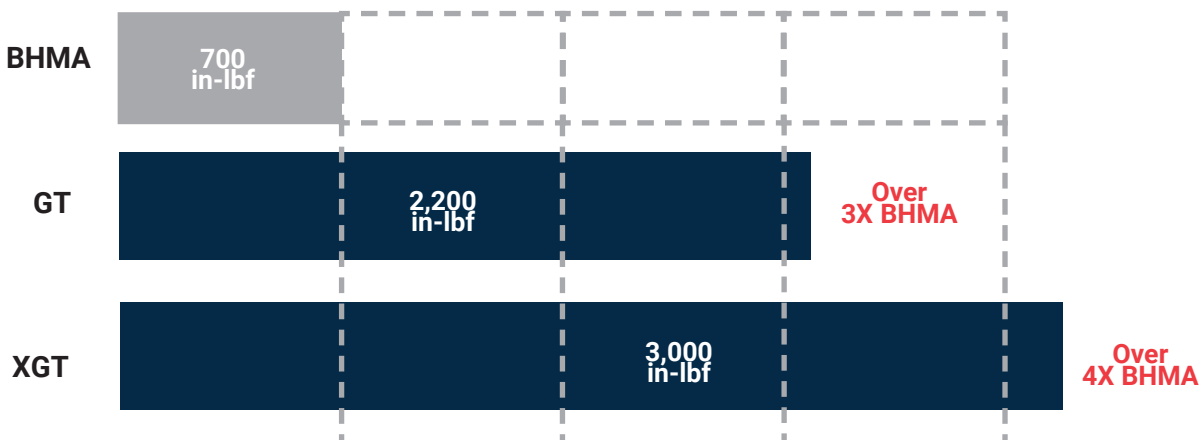


But What Does This Lever Torque Resistance Mean?

-Eliminates the need for clutching/breakaway feature!!

-In a locked position the lever can support 2,200lbs of force applied to just one inch of the entire length for the GT and 3,000lbs of force with the XGT!

Lever Torque Resistance Exceeds 4 Times the ANSI/BHMA Grade 1 Standard.



Performance, Mechanical

- Factory tested to over 3 million cycles (3 times the ANSI/BHMA Grade 1 standard)
- Lever torque tested to over 2,100 in-lbs (3 times the ANSI/BHMA Grade 1 standard)



Specifications

FOR DOORS:	• 1-3/4" to 2-1/4" thick • Preset for 1-3/4" door
APPLICATION:	• Through door thru-bolting
DOOR PREP:	• Standard ANSI A156.115 (161) for Cylindrical Locks
BACKSET:	• 2-3/4"
CHASSIS:	• Heavy duty diecast, investment cast, chromated cold rolled steel and stainless steel mechanism. Billet Steel spindles for locking functions
FRONT:	• 2-1/4" x 1-1/8" • Stainless Steel or Wrought Brass • Beveled 1/8" in 2"
STRIKE:	• ASA standard • T-Strike or Full Lip Strike optional • Stainless Steel or Wrought Brass
LEVERS:	• Philadelphia (SFL and LFL), Boston (SFL), Miami (SFL)
ROSE:	• 3-3/8" DIA Wrought
LATCHBOLT:	• 9/16" Throw Deadlocking
HAND:	• Non-handed
TRIM:	• Solid diecast PHL, BSN or MIA Levers • 41° Lever Rotation Standard with 2-3/4" Backset • Wrought Brass Roses, Concealed Screws • 65° Lever Rotation Standard with 2 3/4" latch for double doors (Ordered from factory only)
KEYS:	• Two (2) per Lock
KEYWAYS:	• SCC standard (Schlage C Compatible) • Also available in keyways of other manufacturers
INTERCHANGEABLE CORE:	• Available for all keyed functions • 6 or 7-pin • Large Format IC Core available for PHL Lever ONLY • Compatible with Best, Falcon and Arrow small format IC cores
CYLINDER:	• 6-pin Brass Insert Cylinder keyed to 5-pins • Standard High Security and UL437 Cylinders Available
KEYING:	• Options: MK, CMK or GMK • Zero Bitted (KO), Keyed Different (KD) or Keyed Alike (KA) Can be keyed into existing master key systems
FINISHES:	• 605 (US3), 606 (US4), 612 (US10), 613E, 619 (US15), 622 (US19), 625 (US26), 626 (US26D) • Optional Antimicrobial Coating 626 (USD26D) only† • Optional Weatherized Finish for 626 (USD26D) only
CERTIFICATIONS, LISTINGS, COMPLIANCES:	• UL listed for 3 hrs, for single doors up to 4'0" x 8'0" • Certified to ANSI/BHMA A156.2, Grade 1 • California Education Code Compliant (Functions GT135, GT135LED, GT145) • Federal Specification FF-H-10C (Superseded by A156.2) • Approved for Florida HVHZ (High Velocity Hurricane Zone). PDQ Product Approval: FL 21376 Design load rating: ± 70.0 PSF for single door (3' x 7') • Complies with ADA (Americans with Disabilities Act) and ICC/ANSI 117.1 for Accessible and Usable Buildings
WARRANTY:	• Twenty-five (25) year Limited Warranty
COUNTRY OF ORIGIN:	• Proudly Assembled in the U.S.A. with U.S. and foreign material. Meets requirements of the Buy American Act as a COTS product manufactured in the United States

† Available with antimicrobial powder coating, treated with silver ionic technology that is known to inhibit the growth of microbes.

Lever Designs



BSN — BOSTON



MIA — MIAMI



PHL — PHILADELPHIA

How To Order

QUANTITY	SERIES	FUNCTION	LEVER	FINISH	BACKSET	STRIKE	CYLINDER	KEYWAY	KEYING	OPTION
6	GT	150	PHL	626	234	ASA	D	SCC	KD	—
NOTE: Case quantity is 6/ case weight is 33lbs. Keyed Functions/Case Weight is 31lbs. Non-Keyed Functions/ For split finishes, designate O/S trim first, then I/S			BSN MIA PHL	605 606 612 613E 619 622 625 626	234 — 2-3/4"	ASA — ANSI/ ASA (default) FL — Full Lip T — "T" Strike	D Default L Less Cylinder SF6 Lock is SFIC prepped w/ 6 pin core SF7 Lock is SFIC prepped w/ 7 pin core SFL Lock is SFIC prepped but less core SFC Lock is SFIC prepped w/ con- struction core SFP Lock is SFIC prepped w/ plastic construction core LF6 Lock is Schlage LFIC prepped w/ Schlage core LFL Lock is Schlage LFIC prepped but less core LFC Lock is Schlage LFIC prepped w/ construc- tion core			TC1IS — Tactile Abrasive Coating - Inside only TC10S — Tactile Abrasive Coating - Outside only TC2 — Tactile Abrasive Coating - Both Sides SF — Split Finishes LL — Lead-Lined Rose DB — Dust Box AM — Antimicrobial Coating REX — Request to Exit W — Weatherized (626 Only)

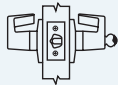


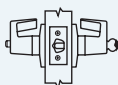
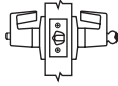
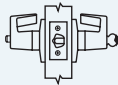

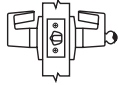
Cross Reference

ANSI # / FUNCTION	PDQ	BEST	CORBIN	DORMA	FALCON	HAGER	MARKS 95 SERIES	SARGENT	SCHLAGE	ACCENTRA
F75 PASSAGE	GT 126	93K N	CL3510	C810	T101	3410	N	10U15	ND10S	5401LN
F76 PRIVACY	GT 176	93K L	CL3520	C840	T301	3440	L	10U65	ND40S	5402LN
F82 ENTRY	GT 182	93K A	CL3561	C850	T501	3450	A	10G24	ND50PD	5404LN
F109 ENTRANCE	GT 116	93K AB	CL3551	C853	T511	3453	N/A	10G05	ND53PD	5404LN
F84 CLASSROOM	GT 148	93K R	CL3555	C870	T561	3470	S	10G37	ND70PD	5408LN
F86 STORE ROOM	GT 115	93K D	CL3557	C880	T581	3480	F	10G04	ND80PD	5405LN
F90 CORRIDOR	GT 165	93K KT	N/A	C873	T571	3473	T	10G54	ND73PD	5422LN
F110 INTRUDER CLASSROOM	GT 135	93K IN	N/A	C877	T381	3495	DB	10G38	ND95PD	5418LN
F110 INTRUDER CLASSROOM W/LED INDICATOR	GT 135 LED PDQ Exclusive - Patent #9,187,928	N/A	N/A	N/A	N/A	N/A	N/A	N/A	N/A	N/A
SINGLE DUMMY	GT 211	93K 1DT	CL3550	C801	12	3417	DO	10U93	ND170	5455LN

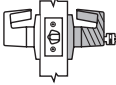
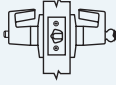
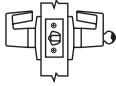

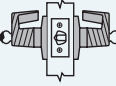

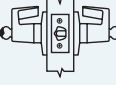

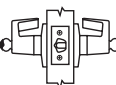

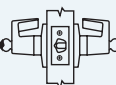
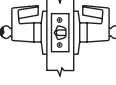
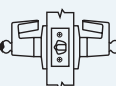

Lever Cross Reference

PDQ	BEST	CORBIN	DORMA	FALCON	HAGER	MARKS	SARGENT	SCHLAGE	ACCENTRA
PHL — PHILADELPHIA	15	NZD	LR	D	WTS	195	L Lever	RHO	AU
BOSTON — BSN	14	PZD	LC	Q	ARC	295	P Lever	SPA	PB
MIAMI — MIA	16	AZD	LG	A	AUS	495	B Lever	ATH	MO

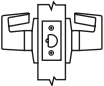

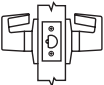
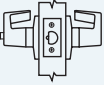

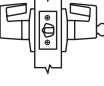
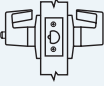
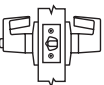
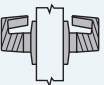

PDQ Functions

FUNCTION	FUNCTION NUMBER	INSIDE OUTSIDE	DESCRIPTION	ANSI NUMBER
NON KEYED				
Classroom	GT148		<ul style="list-style-type: none"> Latchbolt operated by lever from either side Outside lever locked by key from outside Outside lever unlocked by key from outside Inside lever always operates latch 	F84
Exit or Twin Communicating	GT150		<ul style="list-style-type: none"> Latchbolt operated by inside lever Blank plate outside Inside lever locked by key inside Inside lever unlocked by key inside Minimum clearance of 1-1/2" between doors Use only in rooms with more than one exit Frame depth 7-1/8" 	—
Service Station	GT155		<ul style="list-style-type: none"> Latchbolt operated by lever from either side or key in outside lever Outside lever locked by push button on inside When outside lever is locked by push button on inside – key from outside, rotating inside lever, or closing door unlocks outside lever When outside lever is locked by pushing and turning the slotted button on the inside, key from outside or rotating inside lever retracts latch but does not unlock outside lever 	F92
Dormitory / Corridor	GT165		<ul style="list-style-type: none"> Latchbolt operated by lever from either side or key in outside lever Outside lever locked by key on outside or push button on inside Outside lever unlocked by key in outside lever, closing door, or rotating inside lever Inside lever always free 	F90
Entry	GT182		<ul style="list-style-type: none"> Latchbolt operated by lever from either side or key in outside lever Outside lever locked by push button on inside Outside lever unlocked by key from outside, or rotating inside lever 	F82
Electrified Storeroom	 GT199A		<ul style="list-style-type: none"> Key outside retracts latchbolt Latchbolt operated by lever from inside Auxiliary latch deadlocks latchbolt Fail safe—latchbolt operated by lever from outside unless electrically locked Fail secure—latchbolt operated by lever from outside when electrically unlocked Accepts 12VDC@.6A, 12VAC@.6A, 24VDC@.3A and 24VAC@.3A Furnished with 6" wire leads 	—

PDQ Functions

FUNCTION	FUNCTION NUMBER	INSIDE OUTSIDE	DESCRIPTION	ANSI NUMBER
Storeroom	GT115		<ul style="list-style-type: none"> Latchbolt operated by inside lever or key in outside lever Outside lever always fixed 	F86
Entrance	GT116		<ul style="list-style-type: none"> Latchbolt operated by lever from either side or key in outside lever Outside lever locked by push/turn button on inside When outside lever is locked by push button on inside – key from outside, or rotating inside lever unlocks outside lever When outside lever is locked by pushing and turning button on the inside, key from outside or rotating inside lever retracts latch but does not unlock outside lever 	F109
Security	GT120		<ul style="list-style-type: none"> Latchbolt operated by lever from either side Key on outside locks inside lever Key on outside unlocks inside lever Outside keyed lever always free Inside lever has non-removable security features 	—
Utility Asylum / Institution	GT128		<ul style="list-style-type: none"> Both levers rigid Latchbolt retracted by key on both sides Can only gain entry or exit by key 	F87
Exit or Twin Communicating	GT129		<ul style="list-style-type: none"> Latchbolt operated by key in inside lever Inside lever always fixed Blank plate outside Minimum clearance of 1-1/2" between doors Frame depth 7-1/8" 	—
Vestibule Class Room Security	GT135		<ul style="list-style-type: none"> Latchbolt operated by lever from either side Key in either lever locks outside lever Key in either lever unlocks outside lever Inside lever always free 	F110
 Vestibule Class Room Security	GT135LED		<ul style="list-style-type: none"> Latchbolt operated by lever from either side Key in either lever locks outside lever Key in either lever unlocks outside lever Inside lever always free Red LED Outside Lever Status Indicator Lock Directional Arrow Patent # 9,187,928 	F110
Store Door	GT137		<ul style="list-style-type: none"> Latchbolt operated by lever from either side Both levers locked by key from either side Both levers unlocked by key from either side 	F91
Communicating	GT141		<ul style="list-style-type: none"> Latchbolt operated by lever from either side Key in either side locks or unlocks its own lever independently 	F80
Vestibule Class Room Security	GT145		<ul style="list-style-type: none"> Latchbolt operated by lever from either side Key in either lever locks outside lever Key in either lever unlocks outside lever Inside lever always free Lock Directional Arrow" 	F110

PDQ Functions

FUNCTION	FUNCTION NUMBER	INSIDE OUTSIDE	DESCRIPTION	ANSI NUMBER
Exit	GT124		<ul style="list-style-type: none"> Latchbolt operated by inside lever at all times Outside lever always fixed Outside lever has non-removable security features 	F89
Communicating	GT125		<ul style="list-style-type: none"> Latchbolt operated by inside lever Blank plate outside Minimum clearance of 1-1/2" between doors Frame depth 7-1/8" 	—
Passage / Closet	GT126		<ul style="list-style-type: none"> Latchbolt operated by lever from either side at all times 	F75
Time Out Lock	GT173		<ul style="list-style-type: none"> Latchbolt by lever from either side unless push button on outside is depressed. Lock returns to passage mode upon release of push button. Inside lever locked only when pushing button on outside lever. Inside lever unlocked by emergency release of button from outside. 	—
Hospital Privacy	GT175		<ul style="list-style-type: none"> Latchbolt operated by lever from either side or emergency turn piece in outside lever Outside lever locked by push button on inside Outside lever unlocked by emergency turn piece from outside, rotating inside lever, or closing door 	—
Privacy Bedroom / Bathroom	GT176		<ul style="list-style-type: none"> Latchbolt operated by lever from either side or emergency release in outside lever Outside lever locked by push button on inside Outside lever unlocked by emergency release from outside, rotating inside lever, or closing door 	F76
Patio	GT177		<ul style="list-style-type: none"> Latchbolt operated by lever from either side Outside lever locked by push button on inside Outside lever unlocked by rotating inside lever, or closing door Outside lever has non-removable security features 	F77
Double Dummy	GT205		<ul style="list-style-type: none"> Pull lever both sides No mechanical operation 	—
Single Dummy	GT211		<ul style="list-style-type: none"> Pull lever one side No mechanical operation 	—



INDICATES RIGID LEVER

School Security Solutions

PDQ's Patented (US Patent #9,187,928) GT 135 LED Classroom Intruder Cylindrical Lock is designed to allow a staff member to use the inside cylinder to lock the outside of the door, without compromising safety to the occupants in the room. But how does a staff member know if the outside lever is locked? Until now, it required opening the door and checking the lever. PDQ's 135 LED Classroom Intruder function eliminates the need to open the door. Simply press the button on the lock, and...if the Red LED lights up, the outside lever is locked and secure. If the Red LED does not light up, this indicates the outside lever is not locked and secure.



Features

- Complies with California Education Code (Functions GT135, GT135LED, GT145)
- Red LED (Light Emitting Diode) outside lever status indicator.
- Pushing the button located on the rose of the inside lock, Red LED illuminates indicating the outside lever is locked.
- Offered with cylinder housings compatible with Best® Small Format Inter-changeable cores, Schlage® Large Format Interchangeable cores and most others.
- Large Format Inter-changeable cores only available with PHL lever.
- Keying options available, compatible with most key systems.
- Battery life rating: 10 years*
- Battery type: CR1220
- Patented (US Patent #9,187,928)

Lever Designs



BSN – BOSTON



MIA – MIAMI



PHL – PHILADELPHIA

Performance, Mechanical

- Factory tested to over 2 million cycles (2 times the ANSI/BHMA Grade 1 std)
- Lever torque tested to 2,100 in-lbs (3 times the ANSI/BHMA Grade 1 std)


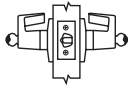

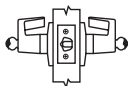

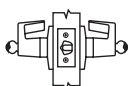





Outside lever unlocked



To check the security of the outside lever, press the button. If the RED LED lights up, that confirms the outside lever is locked and secure.

School Security Functions


FUNCTION	FUNCTION NUMBER	INSIDE OUTSIDE	DESCRIPTION		
KEYED					
WITH LED STATUS INDICATOR					
Vestibule Class Room Security	 GT135LED		<ul style="list-style-type: none">• Latchbolt operated by lever from either side• Key in either lever locks outside lever• Key in either lever unlocks outside lever• Inside lever always free• Red LED Outside Lever Status Indicator• Lock Directional Arrow• Patent Pending		F110
WITHOUT LED STATUS INDICATOR					
Vestibule Class Room Security	GT135		<ul style="list-style-type: none">• Latchbolt operated by lever from either side• Key in either lever locks outside lever• Key in either lever unlocks outside lever• Inside lever always free		F110
Vestibule Class Room Security	GT145		<ul style="list-style-type: none">• Latchbolt operated by lever from either side• Key in either lever locks outside lever• Key in either lever unlocks outside lever• Inside lever always free• Lock Directional Arrow"		F110
NON KEYED					
Time Out Lock	GT173		<ul style="list-style-type: none">• Latchbolt by lever from either side unless push button on outside is depressed. Lock returns to passage mode upon release of push button• Inside lever locked only when pushing button on outside lever.• Inside lever unlocked by emergency release of button from outside.		—

*Battery tested to over 7,300 illumination cycles. 10 year life rating is calculated using 1 sec per illumination @ 2 illuminations per day @ 365 days per year @ 10 years

ELECTRIFIED XGT199A

Typical Applications

- Computer Rooms
- High Security Areas
- Pharmacies
- Stairwell Towers
- Tenant Spaces



ADA COMPLIANT



Specifications


PERFORMANCE:	<ul style="list-style-type: none"> • Motor drive factory tested to over 1.4 million cycles (1.4 times the ANSI/BHMA grade 1 std).
RECOMMENDED POWER SUPPLY:	<ul style="list-style-type: none"> • PDQ Model # 81440. <ul style="list-style-type: none"> – Input: 120VAC, .9A, 50/60Hz 240VAC, .6A, 50/60Hz – Output: 24VDC, 2A, filtered and regulated. • Rated for simultaneous operation of 2ea mortise lock assemblies. • Power Supply Requirements: <ul style="list-style-type: none"> – AC/DC Output Voltage – 1A min (filtered and regulated). • 12-24VDC @ < 1A initial surge (1 sec), 5mA standby after 30 sec. – AC Output Voltage. • 12-24VAC (60Hz) @ < 1A initial surge (1 sec), 15mA standby after 30 sec
ELECTRICAL SPECIFICATIONS:	<ul style="list-style-type: none"> • Input voltage: 12-24VDC or 12-24VAC. • Max In-rush current: 1.0A. • Standby current: <ul style="list-style-type: none"> – 12VAC: 12mA. – 24VAC: 10mA. – 12VDC: 3mA. – 24VDC: 5mA. <p>Note: Operating voltage at $\pm 10\%$ of rated voltage.</p>
CERTIFICATIONS, LISTINGS, COMPLIANCES:	<ul style="list-style-type: none"> • ANSI/UL10C and CAN/ULC-5104 Listed for "Fire Exit Hardware" up to 3 hours for 4'0" x 8'0" maximum single • Assembled in the U.S.A. with U.S. and foreign material. Meets requirements of the Buy American Act as a COTS product manufactured in the United States.
WARRANTY:	<ul style="list-style-type: none"> • 25-Years Mechanical / 2-Years Electronic

How To Order

SERIES	FUNCTION	LEVER	FINISH	BACKSET	STRIKE	CYLINDER	KEYWAY	KEYING	OPTION
XGT	199A	PHL	626	234	ASA	D	SCC	KD	—
NOTE: Case quantity is 6 / Case weight is 33 lbs. Keyed Functions / Case weight is 31 lbs. Non-Keyed Functions / For split finishes, designate O/S trim first, then I/S		BSN	605	234 — 2-3/4"	ASA — ANSI/ASA (default) FL — Full Lip T — "T" Strike	D — Default L — Less Cylinder SF6 — SFIC prepped w/ 6 pin core SF7 — SFIC prepped w/ 7 pin core LF6 — Schlage LFIC prepped w/ Schlage core SFL — SFIC prepped but less core LFL — Schlage LFIC prepped but less core			TC1IS — Tactile Abrasive Coating - Inside only
		MIA	606						TC1OS — Tactile Abrasive Coating - Outside only
		PHL	612						TC2 — Tactile Abrasive Coating - Both Sides
			613E						SF — Split Finishes
			619						LL — Lead-Lined Rose
			622						DB — Dust Box
			625					AM — Antimicrobial Coating	
			626						REX — Request to Exit
									W — Weatherized (626 Only)

Cylinders/Cores/Keyways

PDQ cylinders and cores are designed to interface with the keyways of most major lock manufacturers. Insert cylinders are designed to accept 6 pins and are combined for 5 pins. These cylinders are shipped with two keys. Interchangeable core cylinders are available combined or uncombined for 6 and 7 pins and must be specified when ordering. Available in two finishes – 606 (US4) and 626 (US26D); specify when ordering separately.



Key in Knob/Lever Cylinder
(Default)







Small Format Interchangeable Core.





Large Format Interchangeable Core

Cylinders & Cores

DESCRIPTION	PINS	FINISHES	
		606	626
 Conventional Key In Knob/Lever Cylinder	6 Pin	V4802-8	V4802-7
 Small Format, Best* Compatible - Uncombined	6 Pin	I5206 -8	I5206 -7
	7 Pin	I5207-8	I5207-7
 Small Format, Best* Compatible - Combined	6 Pin	I5206-1-8	I5206-1 -7
	7 Pin	I5207-1-8	I5207-1 -7
 Large Format, Schlage* Compatible - Uncombined	6 Pin	I5206-816	I5206-716
	6 Pin	I5206-8116	I5206-7116

NOTE: Part Numbers Listed For Default Keyway. For Other Keyways, See Price List.

High Security Cylinders & Cores

DESCRIPTION	PINS	FINISHES	
		606	626
 Key in Knob/Lever Cylinder Key in Knob/Lever Cylinder - UL437	6 Pin	HSC125-8	HSC125-7
	6 Pin	HSC425-8	HSC425-7
 Small Format, Best* Compatible - Combined	6 Pin	HSC806-8	HSC806-7
	7 Pin	HSC807-8	HSC807-7
	6 Pin	HSC906-8	HSC906-7

Keyways, Key in Knob/Lever Cylinder

PDQ KEYWAY	COMPATIBLE WITH
AR1	Arrow / AR1
CO59A1	Corbin / 59A1
CO6	Corbin / 60
CL4	Corbin / L4
RUD	Russwin / D1
SCE	Schlage / E
SCC	Schlage / C
SCC-K	Schlage / C-K
SAL	Sargent / LA
RA-RC	Sargent / RA-RC
YA8	Accentra (Yale) / E1R
GA	Accentra (Yale) / GA
FAL	Falcon / E-R
KW	Kwikset
TA	PDQ / TA (Restricted. Limited to Grandmaster systems w/4 masters)
Dummy	—
T-Turn	—
NON	Less Cylinder

Keyways, Interchangeable Cores

DESCRIPTION
BEST® Compatible – A (DEFAULT), B, C, D, E, F, G, H, J, K, L, M, Q, WB, WC, WG, WH, TB, TD, TE, & R PDQ Exclusive – PDQ1, PDQ2 PDQ Exclusive and Restricted – PDQ3 SFIC CONSTRUCTION – Construction Core 6-pin only, Dummy Construction Core Plastic LFIC CONSTRUCTION – Construction Core 6-pin only, IC Tailpiece Assembly. Construction cores are invoiced at shipment and credited upon return. LFIC COMBINED – Schlage compatible LFIC, SCC (Schlage C compatible) keyway PDQ TA LFIC RESTRICTED LFIC UNCOMBINED – Schlage compatible LFIC, SCC (Schlage C compatible) keyway

When It's Time To Add Interchangeable Cores, PDQ Has Made This Quick And Easy

Simply Follow These Steps:


When ordered less Interchangeable Cores, included with PDQ's XGT/GT/GP Series Cylindrical Locks is a Temporary Plastic Disposable Tailpiece Core. This Core is designed to stay with the lock when it is installed. It is discarded when the permanent Small Format Interchangeable Core is installed. While in the lock, the Temporary Disposable Core can be used to retract the latchbolt.



Step 1:

Remove the Temporary Plastic Tailpiece Core from the Lever Housing with a simple, gentle pull. When adding permanent Small Format Interchangeable Cores, verify proper lock function then rotate the insert to home position. A detent is provided to assist you in finding the home position.

Important Note: Do not rotate the insert or tailpiece when removing it from the lock.



Step 2:

Remove the Tailpiece and Spring as shown.

Important Note:

Spring is only required for 6 pin I-C cores. For 7 pin cores, spring is NOT required and can be discarded.



Step 3:

Insert the Tailpiece into the Small Format Interchangeable Core as shown.

Important Note: Spring is only required for 6 pin I-C cores. For 7 pin cores, spring is NOT required and can be discarded.

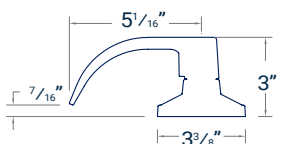


Step 4:

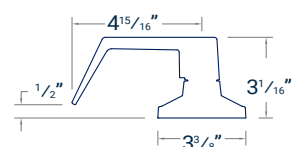
Insert the Interchangeable Core as shown. Test the lock to make sure it is operating properly. Lock is now ready for use.

Dimensions

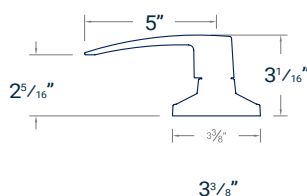
BSN - BOSTON



PHL - PHILADELPHIA

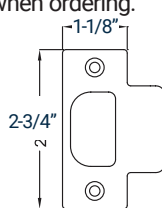


MIA - MIAMI



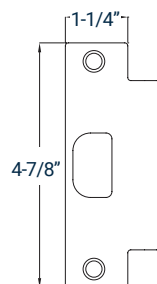
Strikes

All PDQ series strikes are reversible and shipped with screws. Specify finish when ordering.

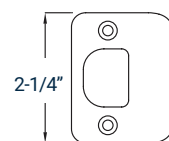


"T" Strike Square Corners*

1-1/8" x 2-3/4" x 3/32"






ASA ANSI Strike*
1-1/4" x 4-7/8" x 3/32"
(Default)



FL Full Lip Strike*
1-5/8" x 2-1/4" x 3/32"

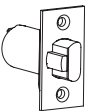
*Not to scale

GT Series Parts
















REPLACEMENT LEVERS	DESCRIPTION	FINISHES						
		605	606	612	613E	622	625	626
 BOSTON	Non-Cylinder Plain	V32319-5	V32319-8	V32319-3	V32319-6	V32319-H	V32319-2	V32319-7
	Non-Cylinder with button lock	V32321-5	V32321-8	V32321-3	V32321-6	V32321-H	V32321-2	V32321-7
	Conventional Key in Knob/Lever	V32320-5	V32320-8	V32320-3	V32320-6	V32320-H	V32320-2	V32320-7
	Small Format Interchangeable Core	V32327-5	V32327-8	V32327-3	V32327-6	V32327-H	V32327-2	V32327-7
	Non-Cylinder Plain	V32361-5	V32361-8	V32361-3	V32361-6	V32361-H	V32361-2	V32361-7
 MIAMI	Non-Cylinder with button lock	V32360-5	V32360-8	V32360-3	V32360-6	V32360-H	V32360-2	V32360-7
	Conventional Key in Knob/Lever	V32362-5	V32362-8	V32362-3	V32362-6	V32362-H	V32362-2	V32362-7
	Small Format Interchangeable Core	V32364-5	V32364-8	V32364-3	V32364-6	V32364-H	V32364-2	V32364-7
 PHILADELPHIA	Non-Cylinder Plain	V32305-5	V32305-8	V32305-3	V32305-6	V32305-H	V32305-2	V32305-7
	Non-Cylinder with button lock	V32307-5	V32307-8	V32307-3	V32307-6	V32307-H	V32307-2	V32307-7
	Conventional Key in Knob/Lever	V32306-5	V32306-8	V32306-3	V32306-6	V32306-H	V32306-2	V32306-7
	Small Format Interchangeable Core	V32322-5	V32322-8	V32322-3	V32322-6	V32322-H	V32322-2	V32322-7
	Large Format Interchangeable Core							V32427-7



ALL LEVERS

LATCHBOLTS	DESCRIPTION	FINISHES						
		605	606	612	613E	622	625	626
	Standard Latchbolt With Dead Latch 2-3/4" Backset, 9/16" Throw for all functions. Faceplate: 2-1/4" X 1-1/8", Square Corners	V91904-511	V91904-811	V91904-311	V91904-611	V91904-H11	V91904-211	V91904-711

GT Series Parts

	DESCRIPTION	FINISHES							
		N/A	605	606	612	613E	622	625	626
	Push Button For Functions GT155, GT165, GT173, GT175, GT176, GT177, GT182	—	VA91302-5	VA91302-8	VA91302-3	VA91302-6	VA91302-H	VA91302-2	VA91302-7
	Outside Rose for All Functions, Inside Rose For All functions except GT135LED, GT145	—	V32006-5	V32006-8	V32006-3	V32006-6	V32006-H	V32006-2	V32006-7
	Inside Rose w/Locking Directional Arrow For Functions GT135LED, GT145	—	VA10093-5	VA10093-8	VA10093-3	VA10093-6	VA10093-H	VA10093-2	VA10093-7
	"T" STRIKE SQUARE CORNERS 1-1/8" X 2-3/4" X 3/32"	—	V919050-5	V919050-8	V919050-3	V919050-6	V919050-H	V919050-2	V919050-7
	ASA ANSI STRIKE 1-1/4" X 4-7/8" X 3/32"	—	V91905-5	V91905-8	V91905-3	V91905-6	V91905-H	V91905-2	V91905-7
	"FULL LIP" STRIKE 1-5/8" X 2-1/4" X 3/32"	—	V919051-5	V919051-8	V919051-3	V919051-6	V919051-H	V919051-2	V919051-7
	SCREW PACK - INCLUDES MOUNTING SCREWS, HEX KEY(M5 X .8) AND PICK.	—	VA10030-5	VA10030-8	VA10030-3	VA10030-6	VA10030-H	VA10030-2	VA10030-7
	SPACER — For 1-3/8" doors. Sold as a pair. To be installed as a set.	V32433							
	EXTENSION — Converts standard latchbolt from 2-3/4" Backset to 5"	VA21902							
	CENTERING PLATE — 1-1/8" latch Front Filler Plate. Centers and supports latch bolt when used in hollow stile doors must be ordered with lock from factory.	V21904							
	DISPOSABLE CORE FOR SFIC	VA10100							
	TAILPIECE WITH SPRING FOR SFIC HOUSING	VP92905							
	TAILPIECE FOR XGT/GT/GP KEY IN KNOB CYLINDER	V32106							
	DUST BOX FOR "T" STRIKE	I0251							
	DUST BOX FOR ASA (ANSI)	Y025-SBX							
	DUST BOX FOR FULL LIP STRIKE	I0251R							
	Boring Jig — Locates off 2-1/8" bore to drill 5/16"DIA anti-rotation through-bolts	V11225							
	LEVER RETURN SPRING	V32015-1 V32015-2 V32015-3							
	FIRE RATED LATCH — 3/4" throw for double doors	V91904-711DD							

*Available in 626 only. 1-1/8" faceplate-lock must be 2-3/4" Backset.

Finishes

Architectural



605 (US3)
Bright Brass, Clear
Coated



606 (US4)
Satin Brass, Clear
Coated



612 (US10)
Satin Bronze, Clear
Coated



613E
Dark Oxidized Satin
Bronze (Equivalent)



619 (US15)
Satin Nickel



622 (US19)
Flat Black



625 (US26)
Bright Chromium
Plated, No Coating

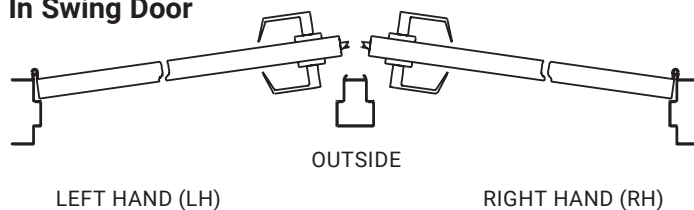


626 (US26D)
Satin Chromium
Plated, No Coating

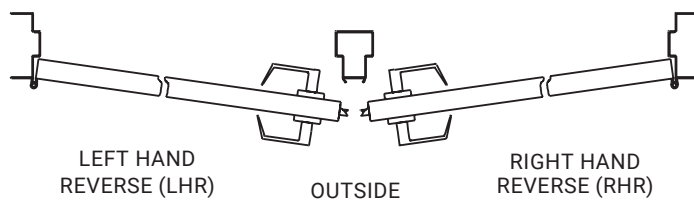
Finishes shown are representative only. PDQ cannot guarantee that product shipped will match finishes shown.

Handing

In Swing Door



Out Swing Door



Suggested Architectural Specifications

The GT series from PDQ Industries, Inc. Lancaster, Pennsylvania, is assembled in the USA, and meets the requirements of the Buy American Act. It features a twenty-five year manufacturer's limited warranty and is certified to ANSI A156.2, Series 4000, Grade 1. The GT has been listed as a Windstorm Resistant Product - ANSI A250.13-2003, ASTM E1886-02, ASTM E330-02. Outswing: 350 ft-lbs., Inswing: N/R, Design Load Rating: 1485lbf. Locksets and is listed by UL / ULC for ratings of "A" label (3 hours) and less, UL10C / UBC 7-2 (1997) positive pressure, for single doors up to 4'0" x 8'0". The levers are solid cast with no plastic inserts and have a minimum 5-1/2" overall length. The supportive springs are located outside the chassis and deliver power totally independent of chassis or latch unit. The 9/16" throw latch requires only 41°

rotation of levers for full retraction. The standard backset for GT Series is 2-3/4", with 3-3/4 and 5" backsets optional configurations. The mounting uses a unique design that incorporates concealed fasteners with through-the-door through-bolt attachment outside the 2-1/8" door prep. This prevents abusive stress from reaching the chassis and instead transmits it to the door. The GT series features an oversize stainless steel locking tip resulting in over 2100 in lbs. of torque resistance (3 times the ANSI/BHMA Grade 1 Standard). The GT has been tested to more than 3 Million cycles (3 times the ANSI/BHMA Grade 1 Standard) with virtually no lever sag.



SECURING CONFIDENCE **OPENING** **POSSIBILITIES**

Phone: 717.656.4281

Tech Support: 800.441.96922

Email: help@pdqlocks.com

Headquarters: 2230 Embassy Drive, Lancaster, PA
17603 P.O Box 6426, Lancaster, PA 17607

Regional Distribution Centers: Lancaster, PA | Norcorss,
GA | Auburn, WA

Middle East Manufacturing: Dammam, Kingdom of
Saudi Arabia