

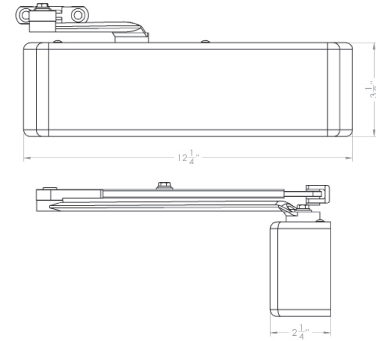
7100 Series

Grade 1 Institutional Full Featured Closer

Architectural Submittal Sheet

Typical Applications

- Assisted Living
- Higher Education
- High Use/High Abuse Situations
- K-12 Education
- Military and Government
- Multi-family
- Offices
- Public Buildings



Specifications



BODY:	• High Strength Cast Iron
ARMS:	• Forged steel main arm
ARM OPTIONS:	<ul style="list-style-type: none"> • PA – Parallel Arm • HO – Hold Open • DS/DSHO – Heavy Duty Parallel Stop • SCS/SCSHO – Spring Cushion Stop for DS/DSHO • TA/TAHO – Track Arm • EDA/EDAHO – Extra Duty Parallel Arm
PISTON:	• 1-1/2" diameter
ADJUSTMENT:	<ul style="list-style-type: none"> • Hydraulic controlled closing • Hydraulic backcheck standard • Backcheck positioning valve standard (starts backcheck snubbing sooner) • Optional delayed action (in addition to backcheck)
ADJUSTMENT VALVES:	• All Adjustment Valves are STAKED to prevent removal during adjustment.
SIZE:	• Adjustable BF through 6
MOUNTING RETROFIT:	<ul style="list-style-type: none"> • Mounting hole pattern retrofits LCN[®] 4040 • Tri-packed for regular, top jamb and parallel arm installations • Includes sex nuts/bolts and screws for wood/metal doors/frames • Self drilling self tapping screws standard • Separate limiting stop may be required for high abuse applications
COVER:	• Full plastic cover standard, optional full metal cover available
COLOR & ARCHITECTURAL FINISHES:	• 605 – Polished Brass, 625 – Polished Chrome, 689 – Aluminum, 693 – Black, 695 – Duro Bronze, 696 – Gold
WARRANTY:	• Twenty-five (25) year Limited Warranty
CERTIFICATIONS, LISTINGS, COMPLIANCES:	<ul style="list-style-type: none"> • UL listed for labeled swinging fire doors rated up to and including 3 hours • Certified to ANSI/BHMA A156.4 Grade 1 • Complies with ADA (Americans with Disabilities Act) and ICC/ANSI 117.1 for Accessible and Usable Buildings • TAA compliant. Country of origin: KR


7100 Series

Closers

CODE	SIZE	DESCRIPTION
7101 BC PA	BF-6	Closer, full cover, SNB (Tri-pack)
7101 BC PA HO	BF-6	Closer, hold open, full cover, SNB (Tri-pack)
7101 BC DS	BF-6	Closer, door saver, full cover, SNB (PA Only)
7101 BC DSHO	BF-6	Closer, door saver hold open, full cover, SNB (PA Only)
7101 BC EDA	BF-6	Closer, extra duty arm, full cover, SNB (PA Only)

CODE	SIZE	DESCRIPTION
7101 BC EDA HO	BF-6	Closer, extra duty arm hold open, full cover, SNB (PA Only)
7101 BC SCS	BF-6	Closer, door saver w/spring cushion stop, full cover, SNB (PA Only)
7101 BC SCSHO	BF-6	Closer, door saver hold open w/spring cushion stop, full cover, SNB (PA Only)
7101 BC TA	BF-6	Closer, track arm, full cover, (SNB for closer body only)
7101 BC TA HO	BF-6	Closer, track arm hold open, full cover (SNB for closer body only)

Finishes



Options

CODE	DESCRIPTION
7141	Delayed Action (when ordering, replace 7101 with 7141 in part number)

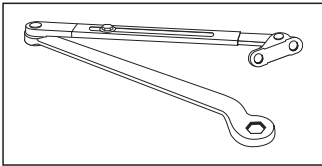
Spring Cushion Stop

CODE	DESCRIPTION
SCS-1	For 3'0" X 8'0" wood or hollow metal doors and frames
SCS-2	For 4'0" X 8'0" wood or hollow metal doors and frames

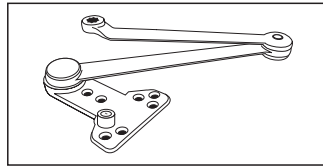
7100 Series

Arms

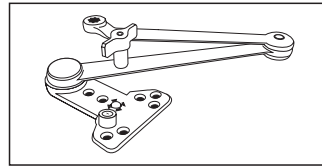
CODE	DESCRIPTION
RA	REGULAR ARM - Can be mounted REG/TJ/PA (requires PA bracket)
EDA	EXTRA DUTY ARM - PA application only (bumper eliminated)
DS	DOOR SAVER ARM (Limiting Stop) - PA application only
DSHO	DOOR SAVER HOLD OPEN ARM (limiting stop) PA application only
HO	HOLD OPEN ARM - can be mounted REG/TJ/PA (requires PA bracket)
EDAHO	EXTRA DUTY ARM HOLD OPEN - PA application only (bumper eliminated)
TA	TRACK ARM ASSEMBLY - (Includes track, arm and screws)
TAHO	TRACK ARM HOLD OPEN
PA	PARALLEL ARM BRACKET - HO and NHO



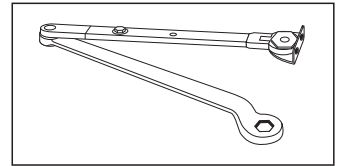
RA - REGULAR ARM



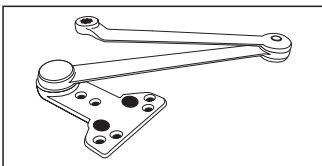
DS - DOOR SAVER (LIMITING STOP) ARM



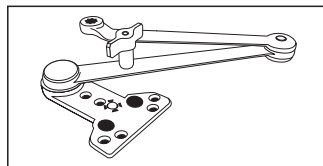
DSHO - DOOR SAVER (LIMITING STOP) HOLD OPEN ARM



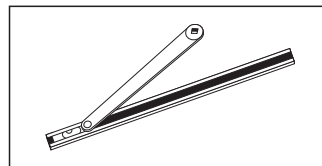
HO - HOLD OPEN ARM



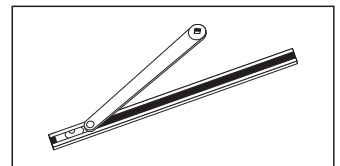
EDA - EXTRA DUTY ARM



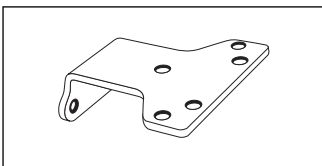
EDAHO - EXTRA DUTY ARM HOLD OPEN



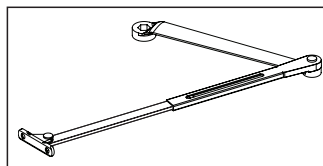
TA - TRACK ARM ASSEMBLY



TAHO - TRACK ARM HOLD OPEN



PA - PARALLEL ARM BRACKET



ELR - EXTENDED ARM