


### Typical Applications

- Computer Rooms
- High Security Areas
- Pharmacies
- Stairwell Towers
- Tenant Spaces




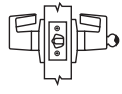
### Specifications



<b>PERFORMANCE:</b>	<ul style="list-style-type: none"> <li>• Motor drive factory tested to over 1.4 million cycles (1.4 times the ANSI/BHMA grade 1 std).</li> </ul>
<b>RECOMMENDED POWER SUPPLY:</b>	<ul style="list-style-type: none"> <li>• PDQ Model # 81440. <ul style="list-style-type: none"> <li>– Input: 120VAC, .9A, 50/60Hz 240VAC, .6A, 50/60Hz</li> <li>– Output: 24VDC, 2A, filtered and regulated.</li> </ul> </li> <li>• Rated for simultaneous operation of 2ea cylindrical lock assemblies.</li> <li>• Power Supply Requirements: <ul style="list-style-type: none"> <li>– AC/DC Output Voltage</li> <li>– 1A min (filtered and regulated).</li> </ul> </li> <li>• 12-24VDC @ &lt; 1A initial surge (1 sec), 5mA standby after 30 sec.</li> <li>– AC Output Voltage.</li> <li>• 12-24VAC (60Hz) @ &lt; 1A initial surge (1 sec), 15mA standby after 30 sec</li> </ul>
<b>ELECTRICAL SPECIFICATIONS:</b>	<ul style="list-style-type: none"> <li>• Input voltage: 12-24VDC or 12-24VAC.</li> <li>• Max In-rush current: 1.0A.</li> <li>• Standby current: <ul style="list-style-type: none"> <li>– 12VAC: 12mA.</li> <li>– 24VAC: 10mA.</li> <li>– 12VDC: 3mA.</li> <li>– 24VDC: 5mA.</li> </ul> </li> </ul> <p>Note: Operating voltage at ± 10% of rated voltage.</p>
<b>CERTIFICATIONS, LISTINGS, COMPLIANCES:</b>	<ul style="list-style-type: none"> <li>• ANSI/UL10C and CAN/ULC-5104 Listed for "Fire Exit Hardware" up to 3 hours for 4'0" x 8'0" maximum single doors</li> <li>• Assembled in the U.S.A. with U.S. and foreign material. Meets requirements of the Buy American Act as a COTS product manufactured in the United States.</li> </ul>
<b>WARRANTY:</b>	<ul style="list-style-type: none"> <li>• 25-Years Mechanical / 2-Years Electronic</li> </ul>

# GT199A

## PDQ Functions

FUNCTION	FUNCTION NUMBER	OUTSIDE   INSIDE	DESCRIPTION	ANSI NUMBER
Electrified Storeroom	 GT199A		<ul style="list-style-type: none"> <li>• Key outside retracts latchbolt</li> <li>• Latchbolt operated by lever from inside</li> <li>• Auxiliary latch deadlocks latchbolt</li> <li>• Fail safe—latchbolt operated by lever from outside unless electrically locked</li> <li>• Fail secure—latchbolt operated by lever from outside when electrically unlocked</li> <li>• Accepts 12VDC@.6A, 12VAC@.6A, 24VDC@.3A and 24VAC@.3A</li> <li>• Furnished with 6' wire leads</li> </ul>	—

## Levers



Philadelphia



Boston



Miami

## Finishes



605 (US3)  
Bright Brass



606 (US4)  
Satin Brass



612 (US10)  
Satin Bronze



613E  
Dark Oxidized Satin  
Bronze (Equivalent)



619 (US15)  
Satin Nickel



622 (US19)  
Flat Black



625 (US26)  
Bright Chromium



626 (US26D)  
Satin Chromium