

## Architectural Submittal Sheet



### Specifications



<b>FOR DOORS:</b>	• 1-3/8" to 1-3/4" thick • Preset for 1-3/4" door
<b>APPLICATION:</b>	• Fits standard 160 and 161 door prep • No additional thru-bolt
<b>BACKSET:</b>	• Adjustable - 2-3/8" - 2-3/4" (Optional UL Listed fire latch has fixed backsets, 2-3/8" or 2-3/4")
<b>CHASSIS:</b>	• Heavy-gauge cold rolled steel mechanism • Dichromated for corrosion resistance
<b>FRONT:</b>	• 1" face width, 1/4" radius with square corner filler for 1-1/8" width.
<b>STRIKE:</b>	• Full Lip Strike standard, ASA and T-Strike optional
<b>LEVERS:</b>	• Philadelphia, Boston, Miami, Memphis and Orlando
<b>ROSE:</b>	• 2-9/16" Diameter Round Rose, 2-15/16" Square Rose
<b>LATCHBOLT:</b>	• Adjustable - 2-3/8" - 2-3/4" latch standard, Optional UL fire-rated 2-3/4" or 2-3/8" fixed latchbolts are available.
<b>HAND:</b>	• Non-handed, for Memphis, swap levers to rehand.
<b>TRIM:</b>	• Solid diecast PHL, BSN, MIA, MEM and ORL levers • Wrought brass roses • Concealed screws
<b>KEYS:</b>	• Two (2) per Lock
<b>KEYWAYS:</b>	• SCC standard (Schlage C Compatible) • Also available in keyways of other manufacturers
<b>INTERCHANGEABLE CORE:</b>	• 6 or 7-pin • Compatible with Best, Falcon & Arrow. Not available with Memphis lever.
<b>CYLINDER:</b>	• 6-pin Brass Insert Cylinder keyed to 5-pins • Standard High Security and UL437 Cylinders Available
<b>KEYING:</b>	• Options: MK, CMK or GMK / Zero Bitted (KO), Keyed Different (KD) or Keyed Alike (KA) • Can be keyed into existing master key systems
<b>FINISHES:</b>	• 605 (Bright Brass), 606 (US4) Satin Brass, 613E (Oil Rubbed Bronze), 619 (Satin Nickel), 622 (Flat Black), 625 (Bright Chromium), 626 (Satin Chrome)
<b>COMPLIANCES:</b>	• Complies with ADA (Americans with Disabilities Act) and ICC/ANSI 117.1 for Accessible and Usable Buildings
<b>CERTIFICATIONS, LISTINGS:</b>	• Entry function and optional fixed backset latch only. – Certified to ANSI/BHMA 156.2, Grade 2 (fixed backset latch only). – UL listed for single doors up to 4'0" x 8'0" when ordered with UL latchbolt, contact factory for details. • TAA compliant. Country of origin: KR
<b>WARRANTY:</b>	• Three (3) year Limited Warranty

### Levers



Philadelphia



Boston



Miami





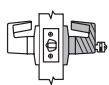
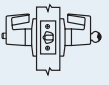

Memphis



Orlando

# SF Series

## PDQ Functions

FUNCTION	FUNCTION NUMBER	INSIDE   OUTSIDE	DESCRIPTION	ANSI NUMBER
NON KEYED				
Passage	SF126		<ul style="list-style-type: none"> <li>Latchbolt operated by lever from either side at all times</li> </ul>	F75
Privacy Bedroom Bathroom	SF176		<ul style="list-style-type: none"> <li>Latchbolt operated by lever from either side or emergency release in outside lever</li> <li>Outside lever locked by push button on inside</li> <li>Outside lever unlocked by emergency release from outside, rotating inside lever, or closing door</li> </ul>	F76
KEYED				
Storeroom	SF115		<ul style="list-style-type: none"> <li>Latchbolt operated from outside by key, inside by lever</li> <li>Outside lever always fixed</li> <li>Inside lever always free</li> <li>Deadlocking (guarded) latchbolt</li> </ul>	F86
Entrance	SF116	 Fixed backset, fire rated, BHMA latch included.	<ul style="list-style-type: none"> <li>Latchbolt operated by lever from either side or key in outside lever</li> <li>Outside lever locked by push/turn button on inside</li> <li>When outside lever is locked by push button on inside – key from outside, or rotating inside lever unlocks outside lever</li> <li>When outside lever is locked by pushing and turning the button on the inside, key from outside or rotating inside lever retracts latch but does not unlock outside lever</li> <li>Deadlocking (guarded) latchbolt</li> </ul>	F109
DUMMY				
Single Dummy	SF211		<ul style="list-style-type: none"> <li>Pull lever one side</li> <li>No mechanical operation</li> </ul>	—



INDICATES RIGID LEVER

## Trim



Round Rose



Square Rose

## Finishes



605 (US3)  
Bright Brass



606 (US4)  
Satin Brass



613E (US10B)  
Oil Rubbed Bronze



619 (US15)  
Satin Nickel



622 (US19)  
Flat Black



625 (US26)  
Bright Chromium



626 (US26D)  
Satin Chromium

# SF Series

## Schlage J Series Comparison

	PDQ SF SERIES	SCHLAGE J SERIES
Certified to ANSI/BHMA, Grade 2 (fixed backset only)	Yes	No Grade 3
Cylindrical Lock	Yes	No Tubular Lock
Warranty	3 Years	Lifetime Limited
Lever Design Available	7	14
Finishes Available	7	9
Square Rose Available	Yes	Yes
UL Listed	Yes, with fixed latchbolt	Yes, but only for two functions