


Architectural Submittal Sheet

Typical Applications

- Commercial
- Government
- Hospitality
- Institutional
- Military
- Multi-family
- Offices
- Retail

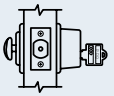
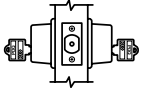
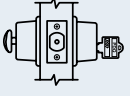


Specifications

| | |
|---|--|
| FOR DOORS: | • 1-3/8" to 1-3/4" thick for Conventional Cylinder, 1-1/2" to 2" for SFIC |
| DOOR PREP: | • 2-1/8" DIA |
| BACKSET: | • 2-3/4" - 2-3/8" adjustable (Default) • 2-3/4" (Option) |
| FRONT: | • 2-1/4" x 1-1/8" (Default) • 2-1/4" x 1" faceplate available • Stainless Steel or Wrought Brass |
| STRIKE: | • 2-3/4" x 1-1/8" • Stainless Steel or Wrought Brass • Dust Box Included |
| DEADBOLT: | • 1" Throw • Brass Bolt containing one 1/4" case-hardened Steel Roll Pin |
| THUMBTURN: | • ADA Compliant |
| HAND: | • Non-handed |
| TRIM: | • Stainless Steel or Wrought Brass Scalp • Reinforced Zinc Diecast Rose |
| KEYS: | • Two (2) per Lock |
| KEYWAYS: | • SCC standard (Schlage C Compatible) • Also available in keyways of other manufacturers |
| INTERCHANGEABLE CORE: | • 6 or 7-pin • Compatible with Best, Falcon and Arrow • Large Format IC Core |
| CYLINDER: | • 6-pin Brass Insert Cylinder keyed to 5-pins • Standard High Security and UL437 Cylinders Available |
| KEYING: | • Options: MK, CMK or GMK • Zero Bitted (KO), Keyed Different (KD) or Keyed Alike (KA) • Can be keyed into existing master key systems |
| FINISHES: | • 605 (US3), 606 (US4), 613E, 622 (US19), 626 (US26D), 630 (US32D) |
| CERTIFICATIONS, LISTINGS, COMPLIANCES: | • UL 10C listed, 3-hour fire rated as auxiliary locks for A label single doors • UL 10B listed for neutral pressure doors • Complies with ADA (Americans with Disabilities Act) and ICC/ANSI 117.1 for Accessible and Usable Buildings • TAA compliant. Country of origin: KR |
| WARRANTY: | • One (1) year Limited Warranty |

KM Series

PDQ Functions

| FUNCTION | FUNCTION NUMBER | INSIDIE OUTSIDE | DESCRIPTION | ANSI NUMBER |
|-----------------|-----------------|---|---|-------------|
| Single Cylinder | 116 |  | <ul style="list-style-type: none"> • Lock or unlock by key from outside, by thumb turn from inside | E1151 |
| Double Cylinder | 137 |  | <ul style="list-style-type: none"> • Lock or unlock by key from both sides | E1141 |
| Classroom | 148 |  | <ul style="list-style-type: none"> • Lock or unlock by key from outside • Turnpiece inside retracts deadbolt, but will not project it | E1171 |

Finishes



605 (US3)
Bright Brass



606 (US4)
Satin Brass



613E
Dark Oxidized Satin
Bronze (Equivalent)



622 (US19)
Flat Black



625 (US26)
Bright Chromium



626 (US26D)
Satin Chromium