



Architectural Submittal Sheet

Typical Applications

- Light Commercial Installations
- Low Security Applications
- Residential



Unoccupied



Occupied

KV with Privacy Indicator

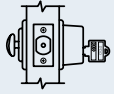



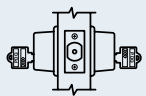
Specifications



FOR DOORS:	• 1-3/8" to 1-3/4" thick for Conventional Cylinder, 1-1/2" to 2" for SFIC
DOOR PREP:	• 2-1/8" DIA
BACKSET:	• 2-3/4" - 2-3/8" adjustable (Default)
FRONT:	• 2-1/4" x 1" with filler plate • Stainless Steel or Wrought Brass
STRIKE:	• 2-3/4" x 1" • Stainless Steel or Wrought Brass • Dust Box Included
DEADBOLT:	• 1" Throw • Brass Bolt containing one 1/4" case-hardened Steel Roll Pin
HAND:	• Non-handed
TRIM:	• Stainless Steel or Wrought Brass Scalp
KEYS:	• Two (2) per Lock
KEYWAYS:	• SCC standard (Schlage C Compatible) • Also available in keyways of other manufacturers
INTERCHANGEABLE CORE:	• 6 or 7-pin • Compatible with Best, Falcon and Arrow
CYLINDER:	• 6-pin Brass Insert Cylinder keyed to 5-pins • Standard High Security and UL437 Cylinders Available
KEYING:	• Options: MK, CMK or GMK • Zero Bitted (KO), Keyed Different (KD) or Keyed Alike (KA) • Can be keyed into existing master key systems
FINISHES:	• 605 (US3), 606 (US4), 613E, 622 (US19), 629 (US32), 630 (US32D)
CERTIFICATIONS, LISTINGS, COMPLIANCES:	• ANSI "Positive Pressure Fire Tests of Door Assemblies" for up to and including 3 hrs. • Complies with ADA (Americans with Disabilities Act) and ICC/ANSI 117.1 for Accessible and Usable Building • UL 10C listed, 3-hour fire rated as auxiliary locks for A label single doors • UL 10B listed for neutral pressure doors • TAA compliant. Country of origin: KR
WARRANTY:	• One (1) year Limited Warranty

KV Series

PDQ Functions

FUNCTION	FUNCTION NUMBER	INSIDE OUTSIDE	DESCRIPTION	ANSI NUMBER
Single Cylinder	116		<ul style="list-style-type: none"> • Lock or unlock by key from outside, by thumb turn from inside 	E2152
Single Sided	125		<ul style="list-style-type: none"> • Deadbolt by inside thumb turn only • Special door preparation required • Surface mounted, 1-3/4" bore hole, one side 	E2192
Single Sided	125 BK		<ul style="list-style-type: none"> • Deadbolt by inside thumb turn only • 2-1/8" bore hole, one side 	E21112
Single Sided Indicator Deadbolt	125 IND		<ul style="list-style-type: none"> • No key outside • Indicator outside • Thumbturn inside extends/retracts deadbolt • Emergency key outside retracts deadbolt 	—
Double Cylinder	137		<ul style="list-style-type: none"> • Lock or unlock by key from both sides 	E2142

Finishes



605 (US3)
Bright Brass



606 (US4)
Satin Brass



613E (US10B)
Oil Rubbed Bronze



622 (US19)
Flat Black



626 (US26D)
Satin Chromium



630 (US32D)
Satin Stainless Steel