


Architectural Submittal Sheet

Typical Applications

- Assisted Living
- Hospitality
- Military Housing
- Multi-family
- Offices
- Retail



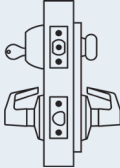
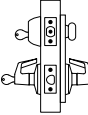
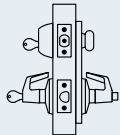
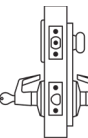
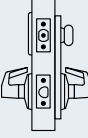
Specifications

FOR DOORS:	• 1-3/8" and 1-3/4" thick
PREPARATION:	• ANSI/BHMA A156.115 for 4" and 5-1/2" hole centers, field selectable
DUST BOX:	• Included for Latchbolt and Deadbolt
LATCHBOLT BACKSET:	• 2-3/8" or 2-3/4" (Default). Specify when ordering
DEADBOLT BACKSET:	• Field adjustable for 2-3/8" and 2-3/4" (Default)
STRIKE:	• "T"-Strike (Default) • ASA or Full-Lip optional
LEVERS:	• Boston, Miami, Memphis, Orlando, Philadelphia
ROSE:	• 2-3/8" Round Rose, 2-15/16" Square Rose
INSIDE ESCUTCHEON:	• 3-3/4"W x 9-3/4"H (Wrought)
LATCHBOLT:	• 1/2" Throw
DEADBOLT:	• 1" Throw • Brass Bolt containing one 1/4" case-hardened Steel Roll Pin
HANDING:	• Non-handed (Except for Memphis Lever)
KEYS:	• Two (2) per Lock
KEYWAYS:	• SCC Default (Schlage C Compatible). For additional keyways, see Cylinders and Keying section
INTERCHANGEABLE CORE:	• 6-pin or 7-pin • Compatible with Best SFIC • Not available in high security
CONVENTIONAL KEY IN KNOB/LEVER CYLINDER:	• 6-pin Cylinder keyed to 5-pins
KEYING:	• Options: MK, CMK, or GMK, Zero Bitted (KO), Keyed Different (KD) or Keyed Alike (KA) • Can be keyed into existing master key systems. See Keyways Section
FINISHES:	• 605 (US3), 613E, 622 (US19), 626 (US26D) (See Note)
CERTIFICATIONS, LISTINGS, COMPLIANCES:	• ANSI, Grade 2 • UL listed for 3 hrs, for single doors up to 4'0" x 8'0" • Complies with ADA (Americans with Disabilities Act) and ICC/ANSI 117.1 for Accessible and Usable Buildings • TAA compliant. Country of origin: KR
WARRANTY:	• Two (2) year Limited Warranty

NOTE: OTHER FINISHES AVAILABLE. CONTACT CUSTOMER SERVICE FOR QUOTE AND LEAD-TIME.

CL Series

PDQ Functions

FUNCTION	FUNCTION NUMBER	INSIDE OUTSIDE	DESCRIPTION	ANSI NUMBER
Entry Single Cylinder Passage Lever	126		<ul style="list-style-type: none"> • Outside and Inside lever always free • Deadbolt projected or retracted by key outside or turnpiece inside • When deadbolt is projected, turning inside knob/lever retracts deadbolt and latchbolt simultaneously 	F95
Storeroom Double Cylinder (See note) Passage Lever	115		<ul style="list-style-type: none"> • Deadlocking latch bolt is operated by key outside or inside lever • Key outside projects or retracts dead bolt. • Operating inside lever or keys outside retracts dead bolt and deadlocking latch. 	F98
Entry Double Cylinder (See note) Privacy Lever	116		<ul style="list-style-type: none"> • Outside lever locked by turn button in inside knob/lever • Inside lever always free • Unlocking of outside lever requires use of key or manual return of inside turn button • Deadbolt is activated by key in outside deadlock or turnpiece inside • Turning inside lever retracts deadbolt and latchbolt simultaneously 	F97
Classroom with Deadbolt Indicator	148		<ul style="list-style-type: none"> • Outside lever locked or unlocked from the outside • Inside lever always free • Indicator Outside • Thumbturn inside extends/retracts deadbolt • Emergency key outside retracts deadbolt • When deadbolt is projected, turning inside lever retracts deadbolt and latchbolt simultaneously 	—
Privacy with Dead Bolt Indicator No Cylinder Passage Lever	176		<ul style="list-style-type: none"> • Outside and Inside lever always free • Indicator outside • Thumbturn inside extends/retracts deadbolt • Emergency key outside retracts deadbolt • When deadbolt is projected, turning inside lever retracts deadbolt and latchbolt simultaneously 	—

NOTE: Memphis lever not available in Small Format Interchangeable Core.

CL Series

Levers



Philadelphia – PHL



Boston – BSN



Miami – MIA



Memphis – MEM
(Specify Handing)



Orlando – ORL

Trim



Round Rose



Square Rose

Finishes



605 (US3)
Bright Brass



613E
Dark Oxidized Satin
Bronze (Equivalent)



622 (US19)
Flat Black



626 (US26D)
Satin Chromium

Options

CODE	DESCRIPTION
DB	Dust Box