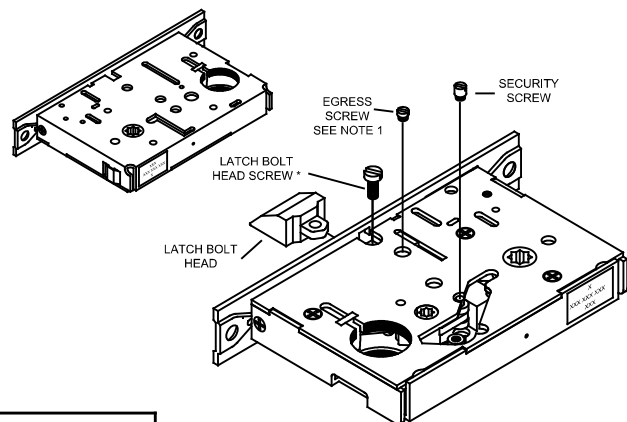


HANDING GUIDE FOR PDQ's MR 148, 149, 174, 176 AND 181 FUNCTIONS

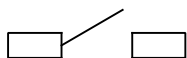
DO NOT OPEN THE LOCK BODY. ALL HANDING CHANGES ARE MADE BY POSITIONING THE SUPPLIED SCREWS AND PARTS WHICH ARE ACCESSED THROUGH THE EXTERIOR OF THE LOCK BODY.

NO ADDITIONAL PARTS ARE REQUIRED TO CHANGE THE HAND OF THIS LOCK BODY.

IF YOU ARE REVERSING THE SWING (LH TO LHR FOR EXAMPLE) ALL YOU NEED TO DO IS REVERSE THE LATCH BOLT HEAD.

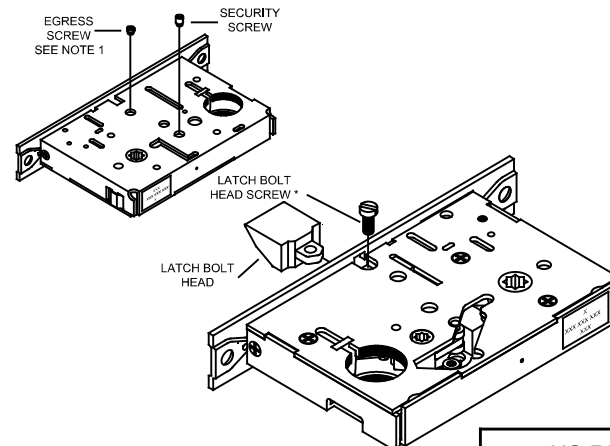


INSIDE

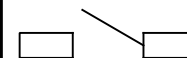


OUTSIDE

LEFT HAND (LH)

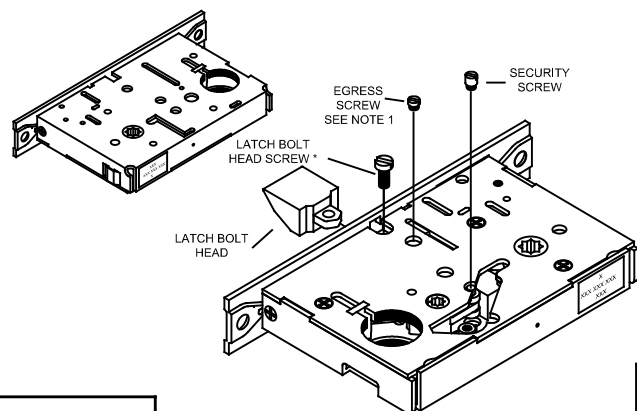


INSIDE

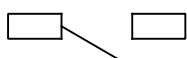


OUTSIDE

RIGHT HAND (RH)

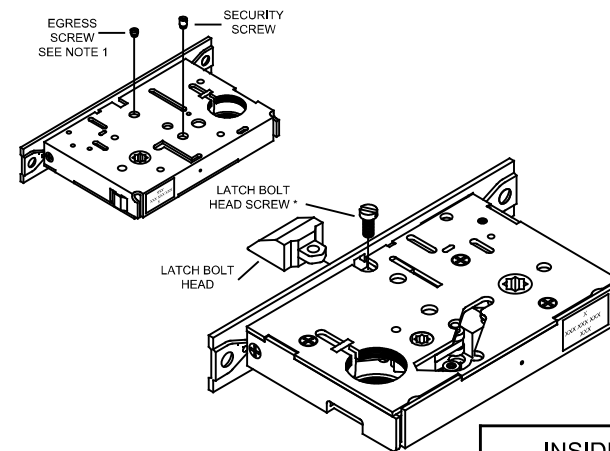


INSIDE

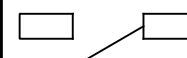


OUTSIDE

LEFT HAND REVERSE (LHR)



INSIDE



OUTSIDE

RIGHT HAND REVERSE (RHR)

NOTES:

1 - EGRESS SCREW DOES NOT APPLY TO 148 FUNCTION.

* - APPLY PERMATEx'S LOCTITE 242 (BLUE), OR EQUIVALENT, TO THE LATCH BOLT HEAD SCREW.