

Architectural Submittal Sheet

Typical Applications

- Commercial
- Government
- Hospitality
- Institutional
- Military
- Multi-family
- Offices
- Retail

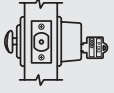
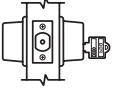
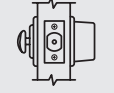
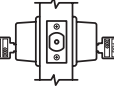
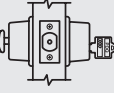


Specifications

FOR DOORS:	• 1-3/4" thick standard, contact factory for other thicknesses
DOOR PREP:	• 2-1/8" DIA
BACKSET:	• 2-3/4" (Default) • 2-3/8" available
FRONT:	• 2-1/4" x 1-1/8" or 2-1/4" x 1" • Stainless Steel or Wrought Brass
STRIKE:	• 2-3/4" x 1-1/8" • Stainless Steel or Wrought Brass • Dust Box Included
DEADBOLT:	• 1" Throw • Brass Bolt containing two concealed 1/4" case-hardened Steel Roll Pins
HAND:	• Non-handed
TRIM:	• Wrought Brass Scalp • Reinforced Zinc Diecast Rose
KEYS:	• Two (2) per Lock
KEYWAYS:	• SCC standard (Schlage C Compatible) • Also available in keyways of other manufacturers
CYLINDER:	• 6-pin Brass Mortise Cylinder keyed to 5-pins, SFIC
KEYING:	• Options: MK, CMK or GMK • Zero Bitted (KO), Keyed Different (KD) or Keyed Alike (KA) • Can be keyed into existing master key systems
FINISHES:	• 605 (US3) - Bright Brass, 606 (US4) - Satin Brass, 613 (US10B) - Oil Rubbed Bronze, 625 (US26) - Bright Chrome or 626 (US26D) - Satin Chrome
WARRANTY:	• One (1) year Limited Warranty
LISTINGS:	• UL 10C listed, 3-hour fire rated as auxiliary locks for A label single doors • UL 10B listed for neutral pressure doors

KT SERIES Extra Heavy Duty Bored Deadbolt

PDQ Functions

FUNCTION	FUNCTION NUMBER	INSIDE OUTSIDE	DESCRIPTION	ANSI NUMBER
Entrance	116		<ul style="list-style-type: none"> Lock or unlock by key from outside, by thumb turn from inside 	E1151
Single Cylinder	121		<ul style="list-style-type: none"> Lock or unlock by key from outside Blank mortise cylinder on inside 	E1161
Single Sided	125		<ul style="list-style-type: none"> Deadbolt by inside thumb turn only Blank mortise cylinder on outside 	E11111
Double Cylinder	137		<ul style="list-style-type: none"> Lock or unlock by key from both sides 	E1141
Classroom	148		<ul style="list-style-type: none"> Lock or unlock by key from outside Turnpiece inside retracts deadbolt, but will not project it 	E1171

Finishes



605 (US3)
Bright Brass



606 (US4)
Satin Brass



613 (US10B)
Oil Rubbed Bronze



622 (US19)
Flat Black



626 (US26D)
Satin Chromium



630 (US32D)
Satin Stainless Steel